

**GREENParksUSA**

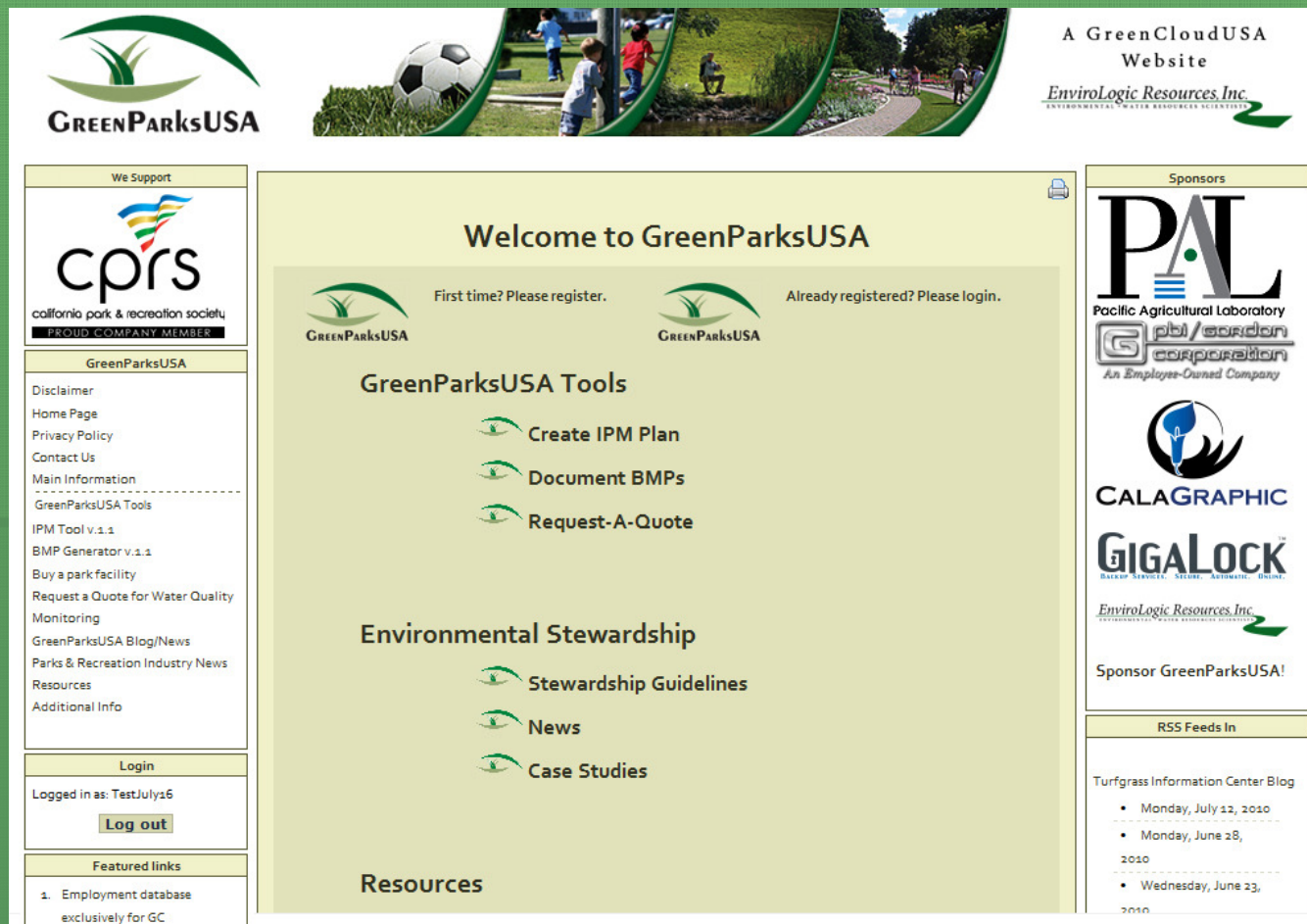
# Member Benefits

- In addition to producing professional IPM Plans and BMP documentation that you can easily update at any time... your membership provides...
  - ┌ Access to data entry and output upgrades
  - ┌ Website maintenance and support
  - ┌ Latest research information and regulations
  - ┌ Periodic newsletter, *The Green Piece*
  - ┌ Preliminary review of plans and documentation
  - ┌ Access to expert assistance

# Getting Started

# Home Page

- Registration, Log In, Navigate Rich Content



**GREENParksUSA**

A GreenCloudUSA Website  
EnviroLogic Resources, Inc.  
ENVIRONMENTAL WATER RESOURCES SCIENTISTS

**We Support**

**cprs**  
california park & recreation society  
PROUD COMPANY MEMBER

**GreenParksUSA**

Disclaimer  
Home Page  
Privacy Policy  
Contact Us  
Main Information  
GreenParksUSA Tools  
IPM Tool v.1.1  
BMP Generator v.1.1  
Buy a park facility  
Request a Quote for Water Quality Monitoring  
GreenParksUSA Blog/News  
Parks & Recreation Industry News Resources  
Additional Info

**Login**

Logged in as: TestJuly16  
**Log out**

**Featured links**

1. Employment database exclusively for GC

**Welcome to GreenParksUSA**

First time? Please register. **GREENParksUSA** Already registered? Please login. **GREENParksUSA**

**GreenParksUSA Tools**

- Create IPM Plan
- Document BMPs
- Request-A-Quote

**Environmental Stewardship**

- Stewardship Guidelines
- News
- Case Studies

**Resources**

**Sponsors**

**PAL**  
Pacific Agricultural Laboratory  
**Gpi/gordon**  
corporation  
An Employee-Owned Company

**CALAGRAPHIC**

**GIGALOCK**  
Backup Service. Secure. Automatic. Online.

EnviroLogic Resources, Inc.  
ENVIRONMENTAL WATER RESOURCES SCIENTISTS

Sponsor GreenParksUSA!

**RSS Feeds In**

Turfgrass Information Center Blog

- Monday, July 12, 2010
- Monday, June 28, 2010
- Wednesday, June 23, 2010

# Registered Members

- Once payment is received and disclaimer is accepted you have access to GreenParksUSA!

# Registered Members

- Log In, Accept Disclaimer, Navigate Rich Content

The collage displays five different pages from the GreenParksUSA website, illustrating the user experience for registered members. Each page features the GreenParksUSA logo and a sidebar with navigation links such as 'Disclaimer', 'Home Page', 'Privacy Policy', 'Contact Us', 'Main Information', 'GreenParksUSA Tools', 'IPM Tool v.1.1', 'BMP Generator v.1.1', 'Buy a park facility', 'Request a Quote for Water Quality Monitoring', 'GreenParksUSA Blog/News', 'Parks & Recreation Industry News', 'Resources', and 'Additional Info'.

- Payment summary:** A page titled 'Payment summary' showing a successful transaction for a 'GreenParksUSA membership for one year with 3 parks'. It includes the status 'past', the amount '335.75 USD', and the payment method 'Paypal (Transaction ID: 37357201A8163116)'.
- Welcome to GreenParksUSA:** A page with a 'Welcome to GreenParksUSA' message. It features sections for 'GreenParksUSA Tools' (Create IPM Plan, Document BMPs, Request-A-Quote), 'Environmental Stewardship' (Stewardship Guidelines, News, Case Studies), and 'Resources' (Regulations, Presentations).
- CREATE YOUR IPM PLAN HERE!:** A page titled 'CREATE YOUR IPM PLAN HERE!' for the 'IPM Plan Tool Version 1.1'. It includes a disclaimer and a 'My park facilities' section with a table for entering facility data.
- Disclaimer:** A page titled 'Disclaimer' with a 'Warning' section. It contains a 'Waiver and Agreement' section where users must check a box to agree to the terms of use.
- ENTER FACILITY DATA:** A page titled 'ENTER FACILITY DATA' with a table for entering facility data. The table has columns for 'Name of Park Facility' and 'Click on the park facility name to enter facility data'.

# Assign Facility Names

- Assigning facility names can be accomplished from accessed in multiple ways
  - ┌ Home Page> GreenParksUSA Tools>
    - Create IPM Plan or Document BMPs
  - ┌ Navigation Menu Found on the Left Side Bar
    - IPM Tool or BMP Generator



# Assign Facility Names

■ From IPM Tool or

■ From BMP Generator or

The image displays three screenshots of the GreenParksUSA website, illustrating different methods to assign facility names.

**Left Screenshot:** Shows the main navigation menu. The "GreenParksUSA Tools" section is highlighted, and the "IPM Tool v.1.1" and "BMP Generator v.1.1" links are pointed to by arrows from the text "Add facility names from GreenParksUSA left navigation menu".

**Middle Screenshot:** Shows the "Welcome to GreenParksUSA" page. The "GreenParksUSA Tools" section is visible, with links for "Create IPM Plan", "Document BMPs", and "Request A-Quote". The "Environmental Stewardship" section includes links for "Stewardship Guidelines", "News", and "Case Studies". The "Resources" section includes links for "Regulations" and "Presentations".

**Right Screenshot:** Shows the "CREATE YOUR IPM PLAN HERE!" page. The "IPM Plan" section is highlighted, and the "My park facilities" section is visible. The "ENTER FACILITY DATA" section shows a form for "Name of Park Facility" with the following options: "Broadway Blvd. Park", "Main Street Park", and "Washington Street Park". The "PROCESS IPM DATA & CREATE IPM PLAN" section shows a form for "Name of Park Facility" with the following options: "Broadway Blvd. Park", "Main Street Park", and "Washington Street Park". The "Use one of my unassigned parks" section shows a form for "Name of Park Facility" with the following options: "Broadway Blvd. Park" and "Washington Street Park".

**Bottom Right Text:** "Add facility names from GreenParksUSA left navigation menu" with arrows pointing to the "IPM Tool v.1.1" and "BMP Generator v.1.1" links in the left screenshot.

■ From left navigation menu



# **Enter Facility Data**

Once a facility name is entered and saved you can start entering facility data

# Enter Facility Data

- Select your facility and begin entering your data
- Note the copy feature on the IPM Plan Tool...  
*once you have entered at least one facility's information use that as a source to populate the fields for your other facilities.*

The screenshot displays the GreenParksUSA website interface, which is divided into several sections:

- Top Navigation:** Includes the GreenParksUSA logo, a navigation menu with links like Home, About Us, and Contact Us, and a sidebar with a list of links (1-5) related to employment and golf course superintendents.
- Main Content Area:**
  - Left Column:** Features a sidebar with a list of links (1-5) and a section titled "My park facilities" with a table listing facilities: Broadway Blvd. Park, Main Street Park, and Washington Street Park.
  - Center Column:** Contains a section titled "DOCUMENT YOUR BMPs HERE! BMP Generator" with a description of the tool and a "My park facilities" table. The table has columns for "Name of Park Facility" and "LastModified".
  - Right Column:** Features a section titled "Begin Creating Your Integrated Pest Management Plan" with a description of the tool and a "My park facilities" table. The table has columns for "Copy", "Name of Park Facility", and "LastModified".
- Bottom Section:** Includes a "Sponsor" section with logos for PAL, CALAGRAPHIC, and GIGALOCK, and a "RSS Feeds In" section with a list of RSS feeds.

# Features & Tips

In addition to being able to copy one facility's information to another, we had added additional tools to help you prepare your IPM Plan and BMP documentation

# Additional Features & Tips

- For your convenience we have added a Save button to the navigation buttons
- Hover over field names to view sample text

### Broadleaf Weed Definition and Distribution

Latin Name Click on Name to Open USDA Description	Common Name Click on Name to Open WeedAlert.com Description	Other Common Names	Turfgrass	Ornamentals	Natural Areas
<i>Achillea millefolium</i>					
<i>Allium canadense</i>					
<i>Allium vineale</i>					
<i>Alternanthera pungens</i>					
<i>Barbarea vulgaris</i>					

When describing the following, please make your answers complete as they will appear in the IPM Plan exactly as typed. Descriptions may be copy and pasted from other documents you may have describing your facility.

Facility Description

There will already be a proceeding paragraph prepared from the facts about the park (i.e., city, county, year built, etc). If you chose, you can provide more details about your facility in this paragraph. For example: Property surrounding our facility includes commercial, residential, and city-owned property. The managed areas of our facility include turfgrass areas, non-turfgrass areas, and aquatic areas. The

Optional: specific areas are described in further detail below.

quality output)

Browse...



< Save & Back Save Save & Next >

# Additional Features & Tips

- To learn more about particular pests-
  - Click on the pest name
  - Hover on field name


## Broadleaf Weed Definition and Distribution

Latin Name Click on Name to Open USDA Description	Common Name Click on Name to Open WeedAlert.com Description
<i>Achillea millefolium</i>	Yarrow
<i>Allium canadense</i>	Wild Onion
<i>Allium vineale</i>	Wild Garlic
<i>Alternanthera pungens</i>	Khakiweed
<i>Barbarea vulgaris</i>	Yellowrocket

A GreenCloudUSA Website  
EnvirolLogic Resources, Inc.  
ENVIRONMENTAL WATER RESOURCES RESEARCH

We Support



GreenParksUSA

Disclaimer  
Home Page  
Privacy Policy  
Contact Us  
Main Information  
GreenParksUSA Tools  
IPM Tool v.1.1  
BMP Generator v.1.1  
Buy a park facility  
Request a Quote for Water Quality Monitoring  
GreenParksUSA Blog/News  
Parks & Recreation Industry News Resources  
Additional Info

Login

Logged in as: TestJuly6  
[Log out](#)

Featured links

1. Employment database exclusively for GC

Park Facility: Broadway Blvd. Park

### Pest Definition and Distribution Tables

In this section you will define the pests present on your property. These pests may include:


- Fungus
- Broadleaf Weeds
- Insects
- Aquatic

We are continuing to build our pest database. If a pest that you need to deal with is not listed, please add it to the Other text box to include it in your IPM Plan.


### Fungal Disease Definition and Distribution

Fungal Diseases	Turfgrass	Ornamentals	Natural Areas
<a href="#">Anthrachnose</a>	<input type="checkbox"/>	<input type="checkbox"/>	<input type="checkbox"/>
<a href="#">Armillaria</a>	Anthrachnose appears in the summer when temperatures exceed 78 degrees F and soil moisture conditions are high. Disease development is promoted by compaction, excess thatch, and low nitrogen fertility. Symptoms of anthracnose include yellow to brown irregular shaped areas on turf with grass leaves having yellow lesions with black centers.		
<a href="#">Black Leaf</a>	<input type="checkbox"/>	<input type="checkbox"/>	<input type="checkbox"/>
<a href="#">Brown Pat</a>	<input type="checkbox"/>	<input type="checkbox"/>	<input type="checkbox"/>
<a href="#">Dollar Spot</a>	<input type="checkbox"/>	<input type="checkbox"/>	<input type="checkbox"/>
<a href="#">Downy Mildew</a>	<input type="checkbox"/>	<input type="checkbox"/>	<input type="checkbox"/>
<a href="#">Dutch Elm Disease</a>	<input type="checkbox"/>	<input type="checkbox"/>	<input type="checkbox"/>



Sponsors



Pacific Agricultural Laboratory



An Employee-Owned Company

EnvirolLogic Resources, Inc.

Sponsor GreenParksUSA!

RSS Feeds In

Turfgrass Information Center Blog

- Monday, July 12, 2010
- Monday, June 28, 2010
- Wednesday, June 23, 2010



# Additional Features & Tips

- Use Action Threshold Tools to
  - Improve accuracy by estimating pest populations
  - Save time by automatically populating fields

**GREENPARKSUSA**  
A GreenCloudUSA Website  
EnviroLogic Resources, Inc.

**Park Facility: Broadway Blvd. Park**

## Action Threshold Limits for Specific Pest Categories

To help you estimate your threshold limits, click these icons to open larger versions in a new window.

If you would like help filling the fields below, click this link. Answer a few questions to and the fields will automatically populate. You will be able to make adjustments as you fee you have already done this step, your previously filled fields will be replaced by this process.

Please remember to include the units of measure in your entries. Note: /M sq. ft. = per 1000

### Action Thresholds

Common Name:	Latin Name:	General Use	Athletic Fields	Buffer Zones	Ornamentals	Natural Areas	Ponds
<b>Fungal Diseases</b>							
Anthrachose							
Armilaria							
Black Leaf Spot							

### Action Threshold Limits Query for Prefill Levels - Part II

Please choose one of the options from the examples below which best describes your overall tolerance of pests by clicking on the coordinating option button.

Note: Selecting an option will overwrite any data that you have previously entered into the Action Threshold Tolerance Levels. If you prefer not to use this prefill feature, use the Save & Next navigation button at the bottom of this page navigate to the next page.

Option 1 \*\*\*Due to the level of processing expect page opening delays.\*\*\*

Pest	General Use Areas	Athletic Fields	Buffer Zones	Ornamentals	Natural Areas	Ponds
Fungal Disease	-	-	-	-	-	-
Broadleaf Weeds	30-50M sq. ft.	20-30M sq. ft.	50M sq. ft.	20M sq. ft.	-	-
Grassy Weeds	-	-	-	30M sq. ft.	-	-
Insects-Crane Fly	-	40-60sq. ft.	-	-	-	-
Aquatic	-	-	-	-	-	As Needed
Algae	-	-	-	-	-	-
Moss	-	-	-	-	-	-
Vertebrate	When Damaged	When Damaged	When Damaged	When Damaged	When Damaged	When Damaged
Noninon & Invasive Weeds	As needed	-	As needed	As needed	As needed	-

Option 2 \*\*\*Due to the level of processing expect page opening delays.\*\*\*

Pest	General Use Areas	Athletic Fields	Buffer Zones	Ornamentals	Natural Areas	Ponds
Fungal Disease	-	10%	-	-	-	-

### its Query for Prefill Levels - Part I

It be taken to a page that allows you to edit and refine these thresholds for each

acceptable ☒ not acceptable ☐

☒ no role ☐ provides specific direction

☐ little expectation ☒ perfect condition

☒ no ☐ yes

Maintenance:  Nutrient/Elements:  Fertilizer:

Next >

**GREENPARKSUSA**  
A GreenCloudUSA Website  
EnviroLogic Resources, Inc.

**PAL**  
Pacific Agricultural Laboratory  
Gigalock Corporation  
An Employee-Owned Company

**CALAGRAPHIC**  
**GIGALOCK**  
EnviroLogic Resources, Inc.

Sponsor GreenParksUSA!

RSS Feeds In

Turfgrass Information Center Blog

- Monday, July 12, 2010
- Monday, June 28, 2010
- Wednesday, June 23, 2010



# Special Notes...

- Continue paging through
  - *Remember to **Save** before navigating away from a page you have changed*
  - *If you have not paged through all the pages and clicked **Save and Next** you will receive minor errors on your IPM Plan output or BMP Documentation*

# **Print an IPM Plan or BMP Documentation**

# Print an IPM Plan or BMP Documentation

- Once you have entered your data process your IPM Plan or BMP Documentation

The collage displays four screenshots of the GreenParksUSA website interface:

- Top Left:** The main header with the GreenParksUSA logo, a banner image of a park, and the text "A GreenCloudUSA Website" and "EnviroLogic Resources Inc." Below this is a sidebar with "We Support" (cprs logo) and "Sponsors" (PAL logo).
- Top Right:** The "CREATE YOUR IPM PLAN HERE!" section. It features the "IPM Plan" title, "IPM Plan Tool Version 1.1", and a "My park facilities" section with a soccer ball graphic. A "Than" section follows, stating "Your document will be emailed to you s".
- Bottom Left:** The "DOCUMENT YOUR BMPs HERE!" section. It features the "BMP Generator" title, a description of the tool's purpose, and a "My park facilities" section. Below this is an "ENTER FACILITY DATA" form with a table for "Name of Park Facility" containing "Broadway Blvd. Park", "Main Street Park", and "Washington Street Park".
- Bottom Right:** The "Thank you for your submittal." section. It states "Your IPM Plan will be emailed to you shortly." and includes a "Sponsors" section with the PAL logo.

# **Value Added Content**

# Value Added Content

- RSS Feeds
- Blogs & Industry Specific News
- Water Quality Monitoring Request Feature
- Case Studies (coming soon)
- Regulatory Resources
- Environmental Stewardship Guidelines
- Watershed & Water Quality Information